

EDUC 761 Group Project

Prepared By:
Shunki Kure
Erica Shao
Nashrah Alam



DiscussReady
Speak Up With Confidence



Problems



We need guided supports!!!!

Speaking up is terrifying because I'm not sure my idea is correct.

Emily, U Washington Student

It's hard to organize my thoughts in English spontaneously.

Eddie, UNC student

Problem:

International Students want to contribute to the class discussion, but many barriers prevent them.

Problems



We need guided supports!!!!


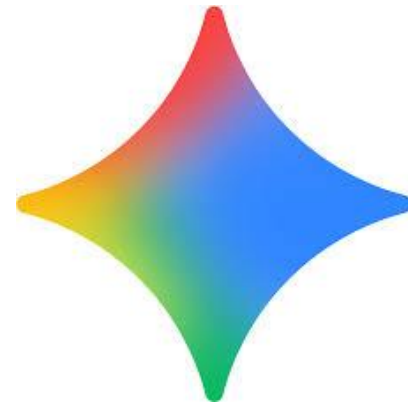


Problem:

International Students want to contribute to the class discussion, but many barriers prevent them.

What Makes Us Unique?

Existing AI tools



DiscussReady is guided by the ICAP framework activities.



1, Pre-Class Prep (Deepen Understanding with AI Chat Bot)



2, Rehearsal (Rehearse the classroom discussion with AI students)



3, Phrase Stock (Prepare the script to share during the discussion)


Introducing DiscussReady

DiscussReady is an AI-powered support tool for students, especially international students, who understand class content but struggle to speak up in real time.

The screenshot displays the DiscussReady student interface. On the left is a navigation sidebar with the following items: Home, My Class, Materials, Prep, Rehearsal, Phrases, Reflection, Notifications (with a red badge '2'), Achievements, and Profile. The main content area is titled 'AI-Powered Discussion Preparation' and features the slogan 'Prepare. Practice. Participate.' Below this, a 'NEXT CLASS' section shows 'EDUC761 User Testing Plan DRAFT' with buttons for 'Continue Preparing -->', 'Rehearse', and 'Phrases'. A progress bar indicates 'Preparation progress' at 0%. Below are four feature cards: 'Pre-Class Prep' (AI extracts concepts & guides you), 'Rehearsal' (Practice with AI classmates), 'Phrase Stock' (AI phrases from your material), and 'Reflection' (Track progress and provide AI feedbacks). A 'CONFIDENCE LEVEL' section shows 'Getting Started' with a progress bar and a score of '9 / 100', with a 'View Achievements -->' link. A summary row shows '2 Materials', '1 Rehearsals', and '1 Preparations'. A 'My Saved Phrases' section shows '1 phrase saved' and a 'View All -->' button. At the bottom, a 'PROTOTYPE BRIEF' section has a text input field 'One thing I noticed is...' and a 'Mine' button.

How it works?



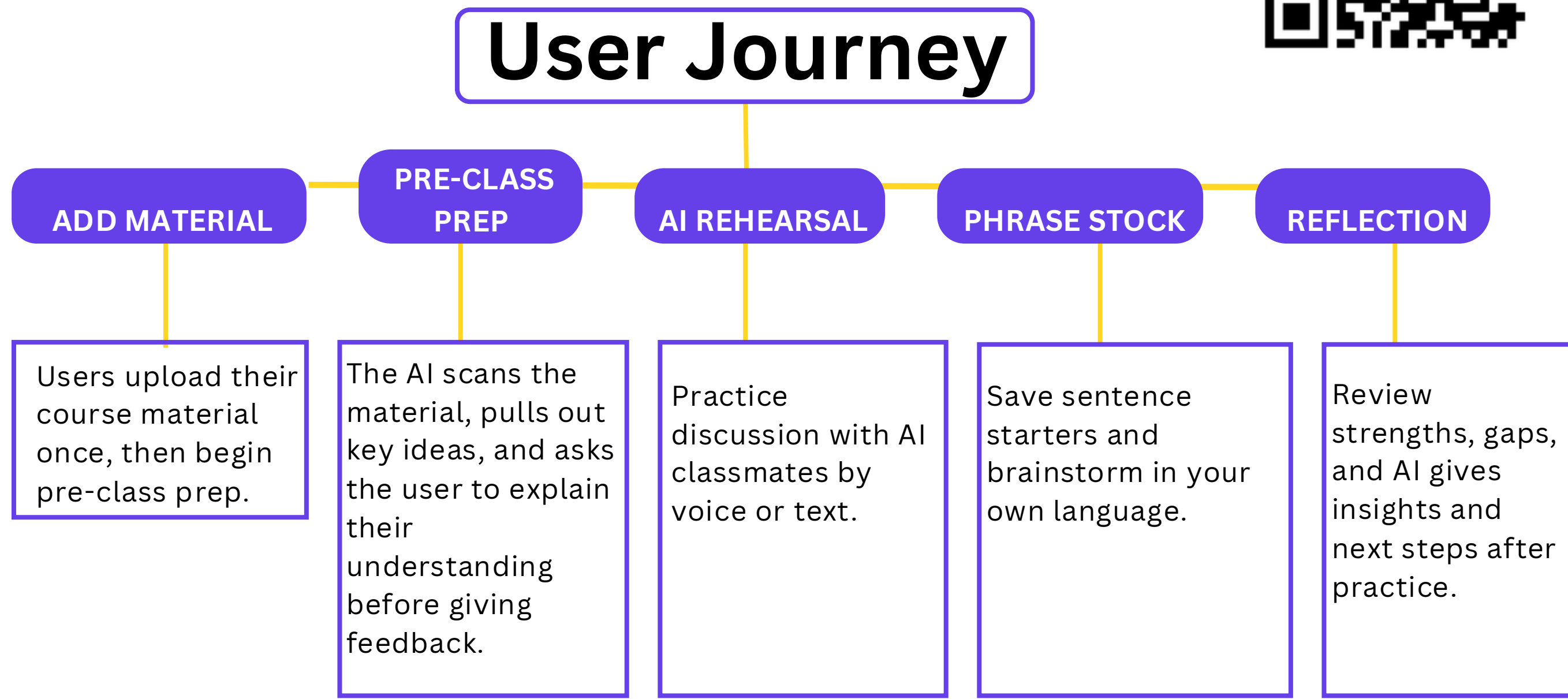
 **DiscussReady**

Welcome! Here's how it works 🙌

Follow these five steps to walk into every class feeling prepared and confident.

- STEP 1**
Add Materials
Upload your readings or paste key content so AI can help you prepare.
- STEP 2**
Pre-Class Prep
Chat with your AI tutor to understand key concepts and build your discussion position.
- STEP 3**
Rehearsal
Practice speaking with AI classmates who ask questions and challenge your ideas.
- STEP 4**
Phrase Stock
Build a bank of discussion phrases tailored to your material — ready to use in class.
- STEP 5**
Reflection
Log how class went and get AI feedback to keep improving each time.

[Add Your First Material →](#)



ADD MATERIAL


Add Class Material ✕

Title *

Subject / Course


Class Date

Upload File (optional)


Click to upload or drag & drop
PDF, TXT — max 10MB

Content / Notes *

Paste key content, summaries, or notes from the reading here. The more you add, the better AI can support you.

 AI will automatically extract key concepts when you open Prep or Phrases.

Add Material

Pre-Class Prep

AI Tutor
EDUC761 User Testing Plan DRAFT

6 concepts Clear

Understand Connect Give your opinion Consider another view

with DiscussReady is required.
Recruitment plan: Participants will be recruited through personal networks and friend referrals. All participants will be briefed on the study purpose and asked to provide verbal or written consent before sessions begin.

[Score: 2/2]
✓ Stage 1 complete!

Now, **Stage 2: Connecting to Prior Knowledge**. Think about your own experience as an international student. How does this user testing plan relate to challenges you've faced in academic discussions? For example, do any of the features (like AI Rehearsal or Sentence Generation) address struggles you've had?

✓ Understand · 2 Connect · 3 Give your opinion · 4 Consider another view

AI Rehearsal

🔑 Stage 2

Practice with AI Classmates

Setup

Select Material

Prototype Brief

Number of Classmates

3 classmates

2 classmates

3 classmates

4 classmates

Alex Emma Sophie

▶ Start Discussion

← Pre-Class Prep

Phrase Stock →

AI Rehearsal

Prototype Brief

With: Alex, Emma, Sophie

02:08

This prototype does a great job of blending behavioral psychology with practical learning tools—especially the shift from external to internal triggers. I'm curious, though, about how the *Confidence Score* avoids becoming just another metric that users game rather than genuinely reflecting progress. How might the design ensure it stays tied to real skill development rather than just engagement?

You

The design has achievement features in the app. That feature will make sure how the student is progressing without using it as a game feature. Also the pre class prep feature will ensure that the student gain the basic knowledge is needed to boost their confidence level as well as prior knowledge

Sophie

View text

How do you think the achievement badges could tie into the *Confidence Score* to reinforce that sense of mastery—rather than just tracking progress—while still

Speak

Next Topic

End Session

Click the mic to speak, click again to stop and edit your message.

Mic not working? Type your response instead:

Type your response here... (Enter to send)

Send

← Pre-Class Prep

Phrase Stock →

Phrase Stock (Write up scripts)

Phrase Stock

Prepare sentences you can use in class.

Select Material

Prototype Brief

Generate AI Phrases

WHAT DO YOU WANT TO DO?

Share My Idea
Tell the class what you think about the topic.

Add to This
Say something that supports or extends what someone else said.

I See It Differently
Politely share a different view from what was said.

Ask the Class
Ask a question to get others thinking or talking.

Check I Understand
Ask someone to explain what they mean more clearly.

Bring It Together
Sum up the main ideas from the discussion so far.

My Saved Phrases
1 phrase saved

Share My Idea 1 phrase

One thing I noticed is... Mine Use

Share My Idea
Say what you think.

★ YOUR SAVED PHRASES

★ One thing I noticed is...

PHRASES TO USE

☆ I think that...

☆ In my opinion,...

☆ One thing I noticed is...

☆ I believe that...

Phrase Stock (Speak Up: Translate your native words into English Discussion ready phrases)

The screenshot shows a mobile application interface for language translation. At the top, there is a title "Phrase Stock (Speak Up: Translate your native words into English Discussion ready phrases)". Below the title is a light blue rounded rectangle containing the text "Speak in your language" with a small blue icon. Underneath this text are several rounded buttons for different languages: "CN Chinese" (highlighted in purple), "ES Spanish", "FR French", "DE German", "JP Japanese", "KR Korean", "SA Arabic", and "VN Vietnamese". In the center of this rectangle is a purple microphone icon with the text "Tap to speak" below it. Below the light blue rectangle are two buttons: a green "Save phrase" button with a document icon and a white "Close speak" button with an 'X' icon. At the bottom of the screen, there are two more buttons: a white "Rehearsal" button with a left arrow and an orange "Reflection" button with a right arrow.

Reflection

Reflect & Improve

Which class?

Prototype Brief

Did you participate?

✓ Yes, I spoke ✗ Not this time

What worked well?

What strategies helped?

Challenges?

What barriers did you face?

What will you do differently?

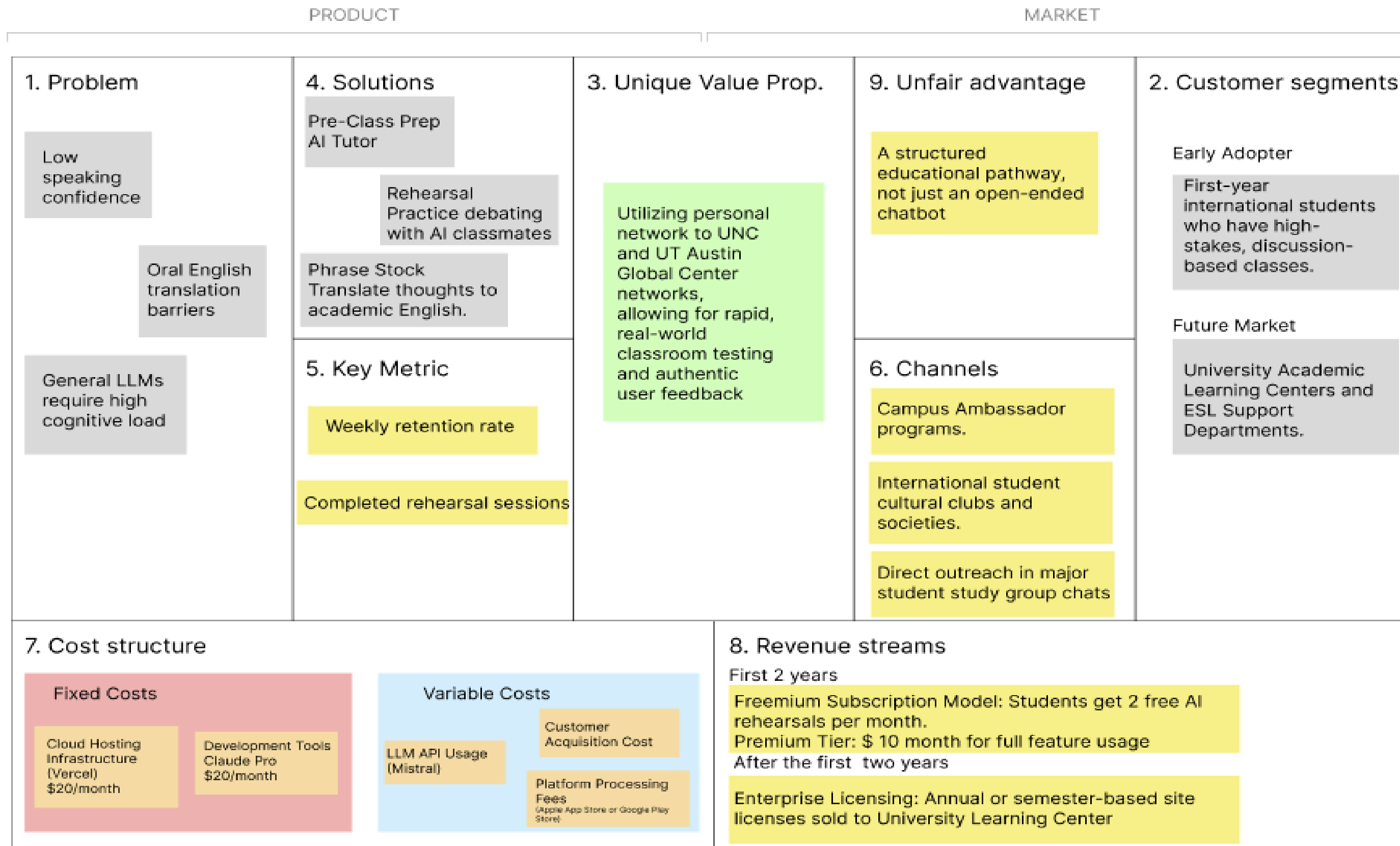
One small change to try next time...

Satisfaction

★ ★ ★ ★ ★

Click to rate

Lean Canvas





User Testing

How do we test?

- **6 International students**
- **via Zoom or in-person, 1 on 1**

User Testing Results:

Pros

- Improved idea generation & structuring
- Boosted confidence

Tasks User Completed:

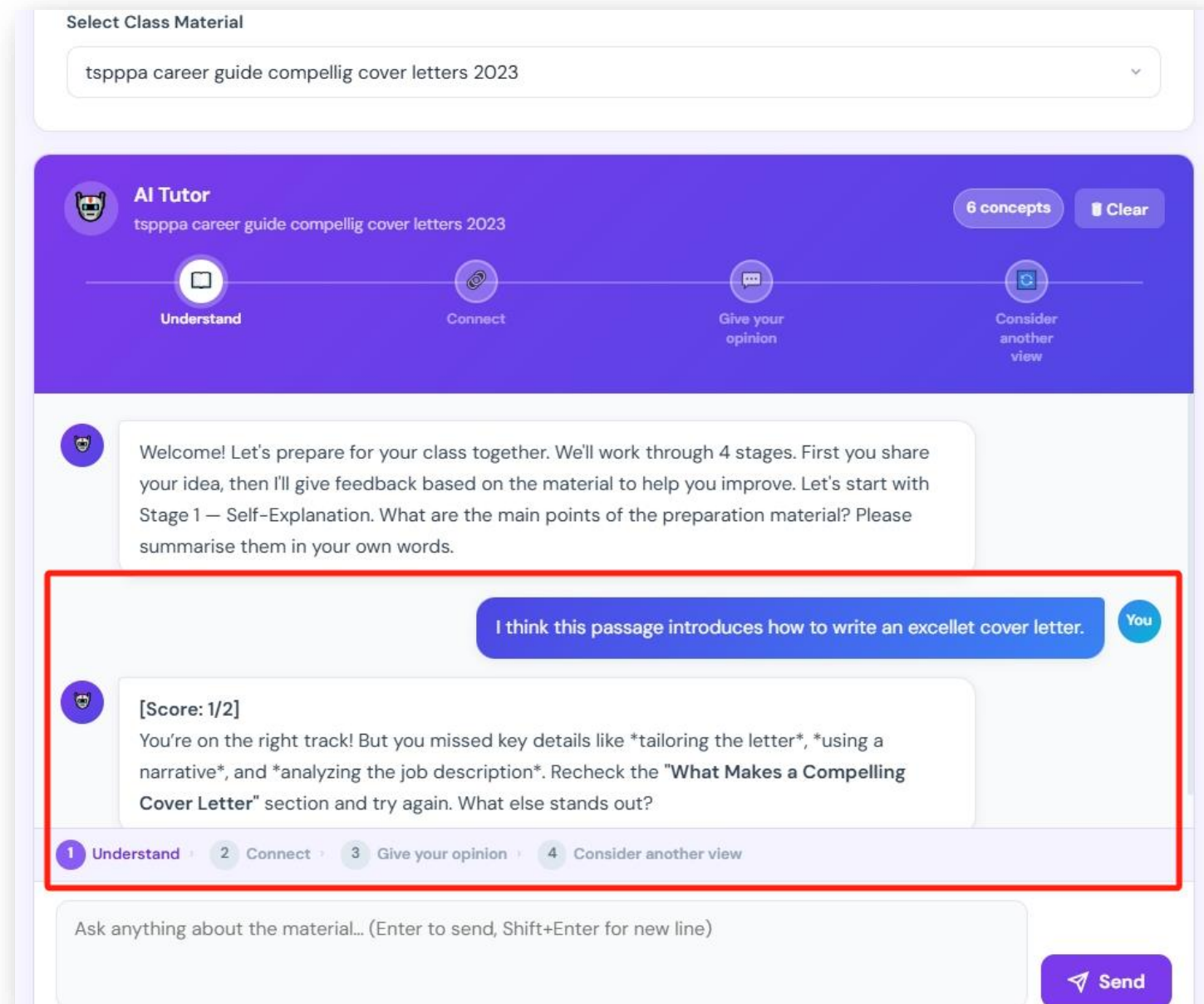
After reading a given passage,

Try AI Chatbot + AI Rehearsal + Phrase Tool

Cons

- **Inconsistent AI performance:**
 - Misunderstands main ideas
 - Over-focuses on text vs. user ideas
- **UX problems:**
 - Materials Chosen Repeatedly
 - Hidden buttons & Unclear navigation

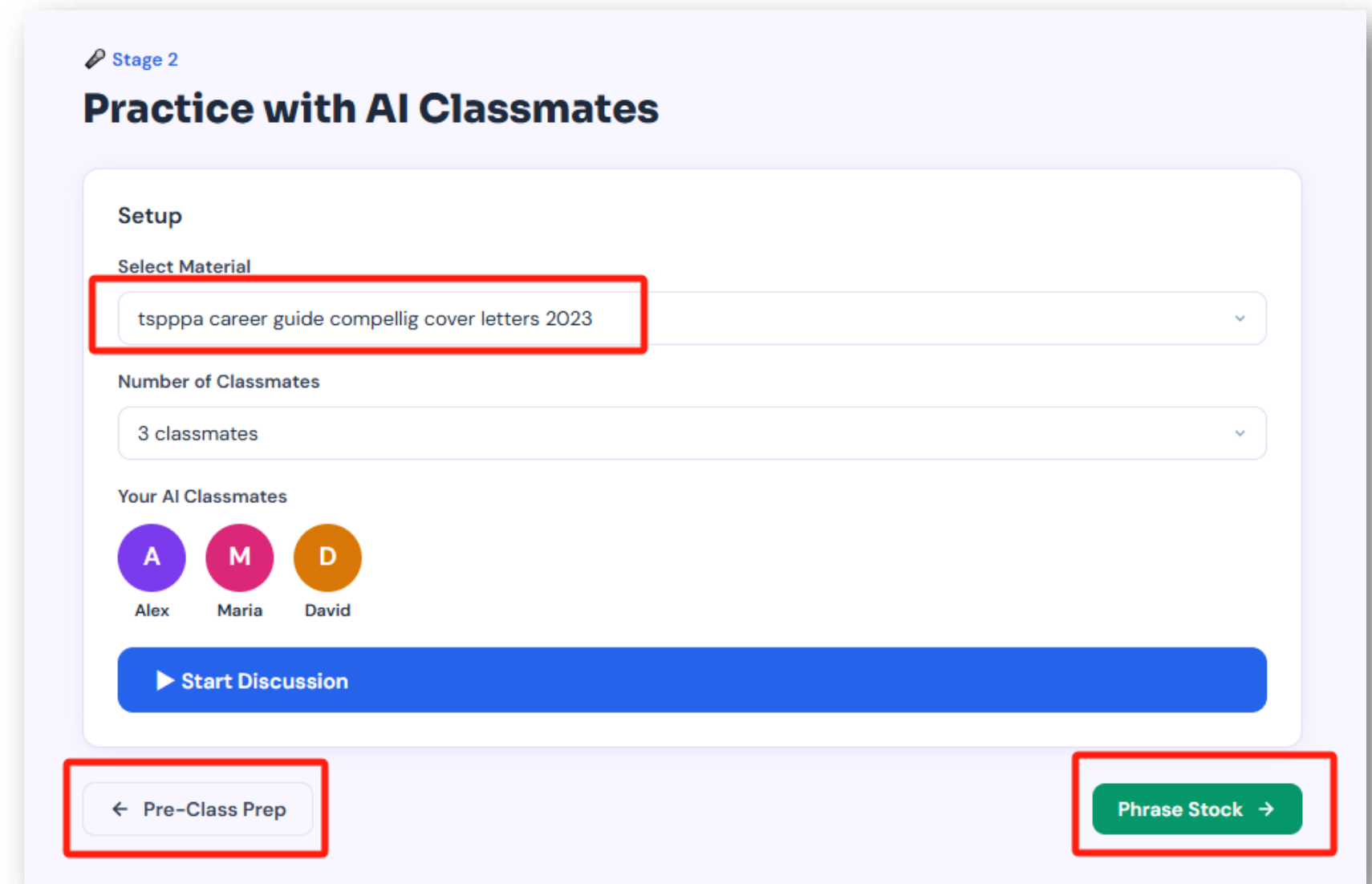
Iterations based on feedbacks



1. Improved prompting & coding

→ **Better & Consistent AI performance**

2. Material automatically be chosen



3. Back & Next buttons added for easier navigation

→ **Improved user flow**

Next Steps

- **Quantitative evaluation** of AI impact
- Validate Stages 3 & 4 in **authentic classroom setting**

& What we learned?

- Theory \neq Design
– fluency vs. pedagogy trade-off
- Scaffolding balance
- AI roles are designed – tutor, peer, facilitator...
based on learning goals





Thank

You

Q & A

